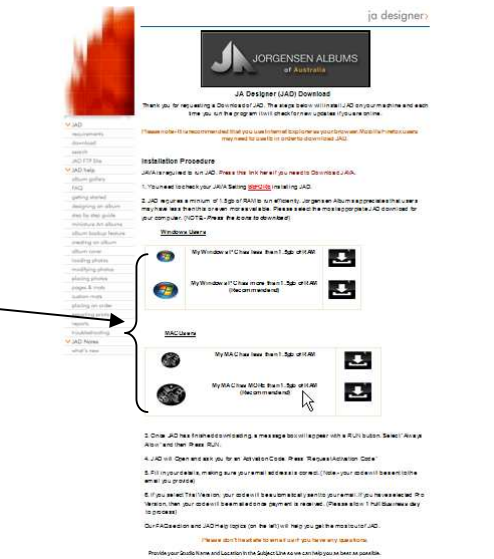


6 QUICK STEPS TO DOWNLOADING JAD (JORGENSEN ALBUM DESIGNER)

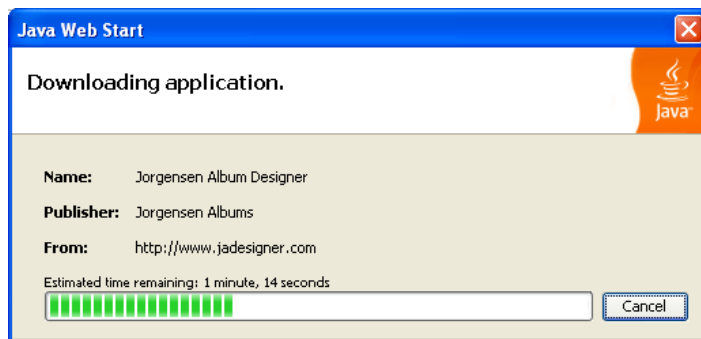
1. Go to www.jadesigner.com and click on "Download".



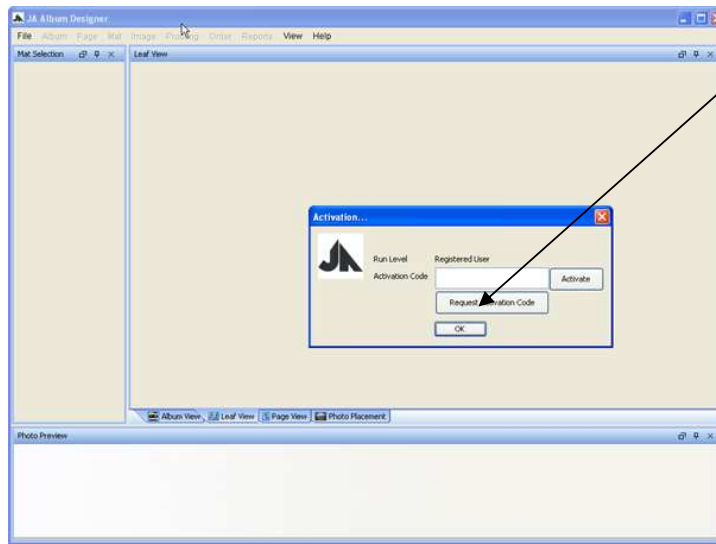
2. Read the instructions on the web page.
 - Make sure you have the latest version of JAVA.
 - MAC users, check MAC updates
 - PC users, go to www.java.com
 - Make sure you have a Minimum of 1GB of RAM
 - Choose the download from one of these options



3. JAD Will begin downloading automatically.



- Once JAD has downloaded, go to FILE>Activation/Registration. Click on the REQUEST ACTIVATION button



- Fill in the form. Note:

- Select correct Reason for Request.
- If you are upgrading to the PRO Version, then include your credit card details
- If you have a JAD voucher, include the Voucher Number and choose "Pre Paid" in the "Payment Type" box
- Click "Next" and wait for your email confirmation.

JA DESIGNER by JORGENSEN ALBUMS

ja designer >

Activation Request

Please enter your details, and you will be emailed an activation code immediately to activate the unregistered features of JAD.

Name: Gary Jorgensen
 Address: PO Box 2008
 City: Milinge
 State/County: WA
 Postcode: 8944
 Country: Australia
 Preferred Distributor: JA
 Reason for Request: New/Upgraded Computer
 Voucher Number:
Note: Receipt number only required if you have already purchased a license.

Telephone: 08 9249 5644
 Fax:
 Email: gary@jorgensenalbums.com

JAD Pro Version

You may upgrade to the full version of JAD by selecting the Pro Version below and entering your credit card details.

Trial Version Allows you to use JAD to design albums and place orders.
 Pro Version Enables all features of JAD, including exporting full resolution prints. You must enter your credit card details below. Note that the JAD Pro activation code will not be sent until this request is verified and approved.

Credit Card Payment Details

JAD Price: Australia: A\$350.00 - GST - charged by Jorgensen Albums
 UK: £150.00 - VAT - charged by BVP/UK
 Other: A\$350.00 - charged by Jorgensen Albums.
This will be converted into your local currency at the prevailing exchange rate on the day the transaction is processed.

Payment Type: Pre-Paid
 Credit Card Name:
 Credit Card Number: (Without spaces)
 Expiry Date: / /

Pre-Paid?
If you have already Pre-Paid for JAD, please select the Pre-Paid payment option in the payment type above and then you can continue to submit this form without entering credit card details.

6.

- On receipt of your email, copy the Activation Code

Gary Jorgensen,

Thank you for becoming a registered user of the Jorgensen Album Designer Program (JAD).

Your activation code is **72NDZTW8YGPE** and should be activated following these steps:

1. Copy (Ctrl C) the above code
2. Open JAD and go to File>Activation/Registration
3. Paste (Ctrl V) the Activation Code into the box labelled Activation Code
4. Select Activate

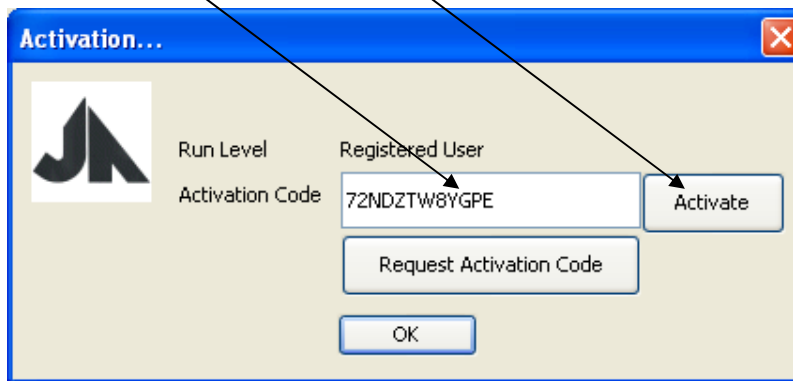
The key is unique and will only work on the computer that requested it.

If you have any difficulties or require any further information on the software, please do not hesitate to contact this office.

Regards

Gary Jorgensen
Jorgensen Albums of Australia
Tel: +61 8 9249 5644
Fax: +61 8 9249 5567
www.jorgensenalbums.com

- Paste it into JAD
- Click on Activate



JAD IS NOW LOADED ONTO YOUR COMPUTER.